

METRONext

Public Engagement Update

Board Workshop

April 25, 2019

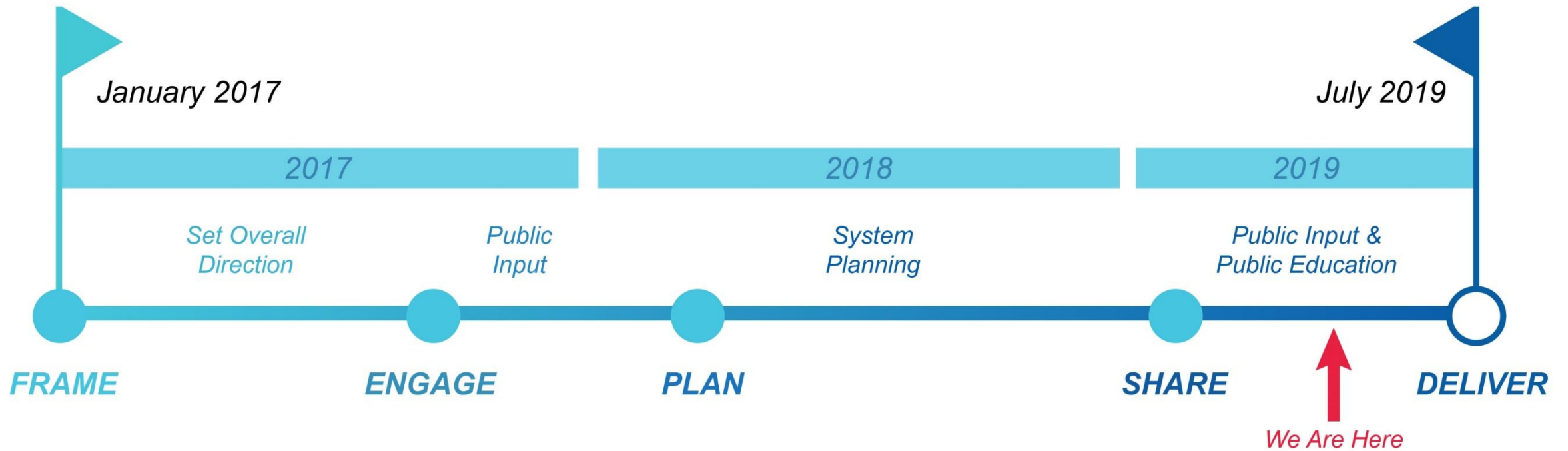


Disclaimer

This presentation is being provided solely for discussion purposes by the Metropolitan Transit Authority of Harris County, Texas (METRO) during a workshop session on April 25, 2019. It includes draft alternative transit plans, which utilize a range of modes of transportation based on different funding scenarios, including a draft long-term plan that provides a vision of future transit in the service area assuming unconstrained financial resources. The draft plans are based on various financial estimates, economic forecasts and other assumptions, which are subject to change. As a result, the final proposed plan could differ materially. Additionally, any proposed plan or project conducted by METRO is subject to certain approvals and authorization, including approval by the METRO Board of Directors.

METRO makes no claim, promise or guarantee of any kind, including with respect to the feasibility or future implementation of any proposed plans or projects discussed herein.

Project Milestones



SHARE

Phase 2 Public Engagement - Update



Phase 2 Public Engagement Comments

December 2018 through March 2019

36,600 new website visitors
(www.METRONext.org)

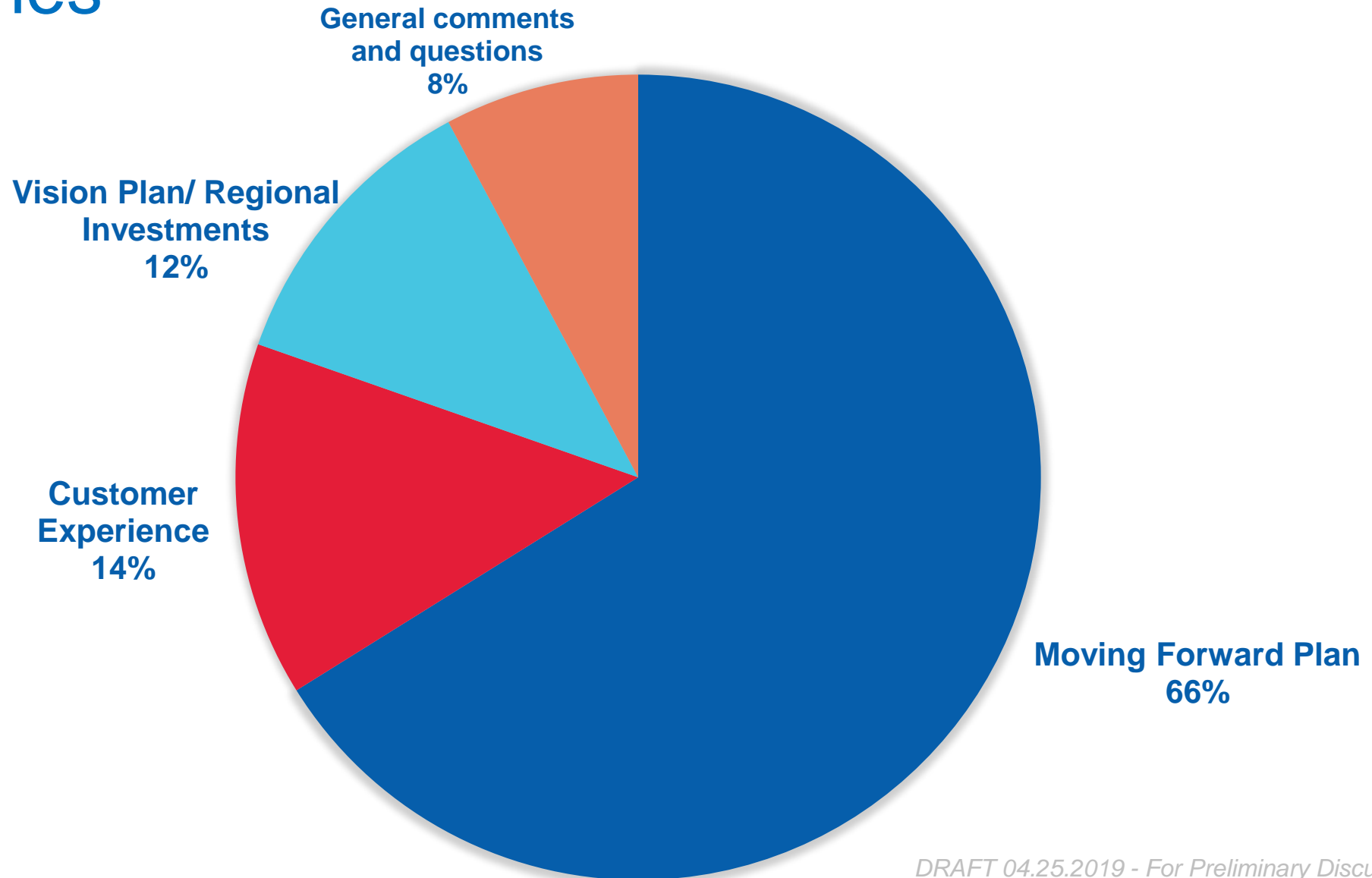
1,455 individuals commented
837 from public meetings/ events
608 from www.METRONext.org
and from other media

2,420 comments



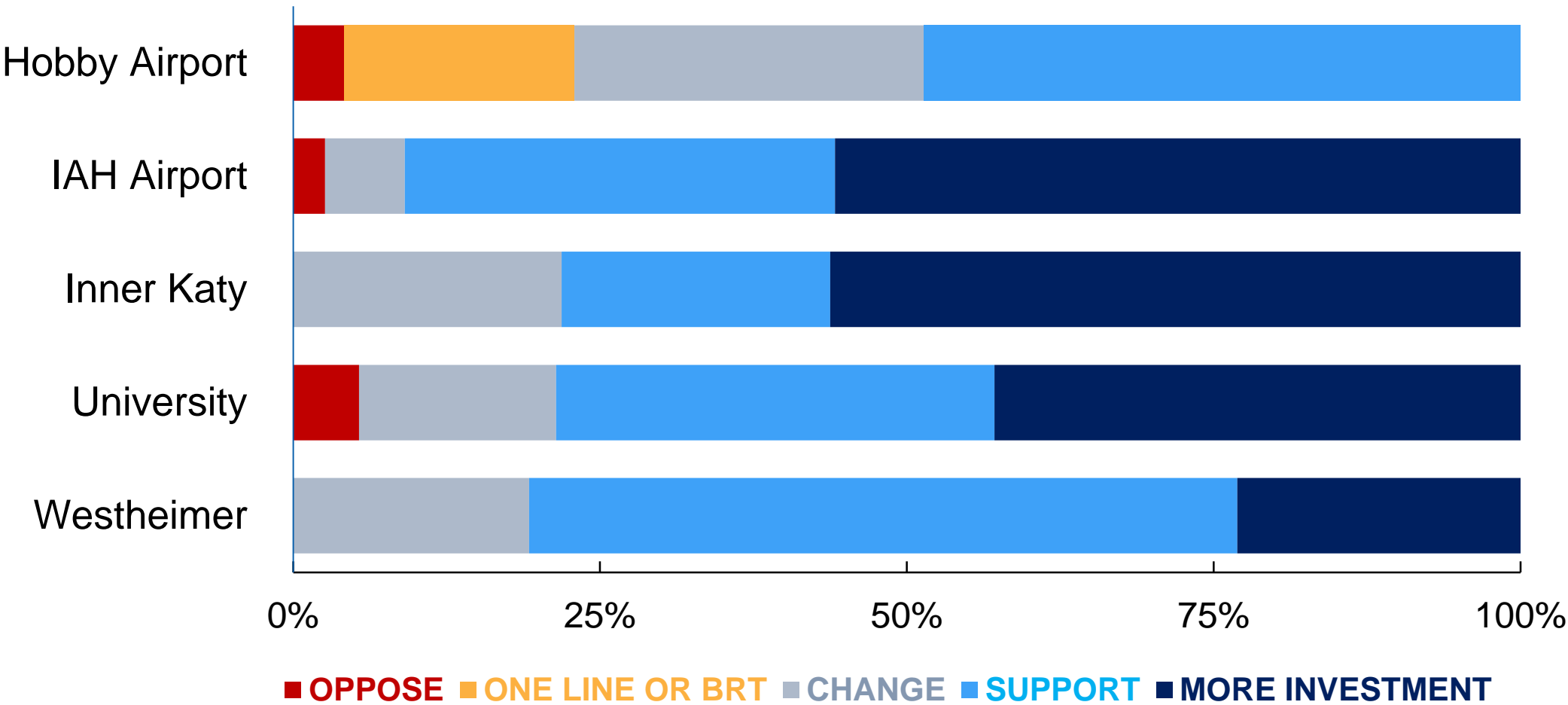
Phase 2 Public Engagement

Key Themes



Moving Forward Plan

High Capacity Transit – by corridor



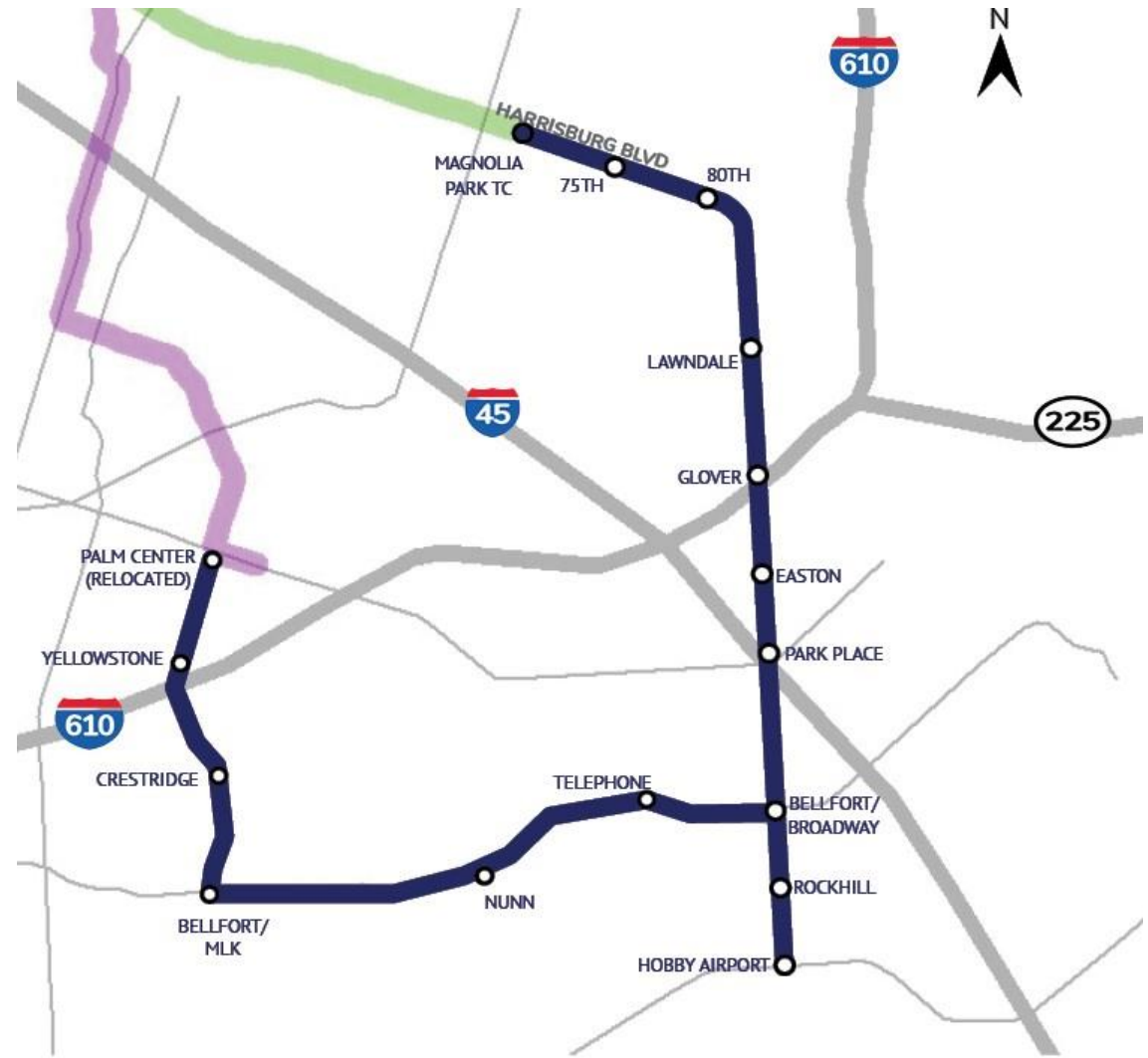
SHARE

Hobby Airport Alternative Scenarios



Hobby Airport Moving Forward Plan

- Green Line extension via Broadway
- Purple Line extension via MLK and Belfort



Hobby Airport

Alternative scenarios - LRT

Green Line Only - LRT Extension to Hobby Airport

Travel Time from
Downtown to Hobby

40 min.

Estimated Daily
Ridership (Model)

4,600

Estimated Daily
Ridership
(plus airport users)

6,100 – 6,600

Estimated Capital
Cost (2017\$)

\$900 M



Hobby Airport

Alternative scenarios - LRT

Purple Line Only - LRT Extension to Hobby Airport

Travel Time from
Downtown to Hobby 48 min.

Estimated Daily
Ridership (Model) 2,800

Estimated Daily
Ridership
(plus airport users) 4,300 – 4,800

Estimated Capital
Cost (2017\$) \$881 M



Hobby Airport

Alternative scenarios - LRT

Green and Purple Line LRT Extensions to Telephone/Long, Continuing as Combined Line to Hobby Airport	
Travel Time from Downtown to Hobby	Green: 38 min. Purple: 41 min
Estimated Daily Ridership (Model)	6,600 Green: 4,600 Purple: 2,000
Estimated Daily Ridership (plus airport users)	8,100 to 8,600
Estimated Capital Cost (2017\$)	\$1.06 B



Hobby Airport

Alternative scenarios - BRT

Option: BRT from Downtown to Hobby Airport via Two-Way HOV on IH 45 South

Travel Time from
Downtown to Hobby

29 min.

Estimated Daily
Ridership (Model)

5,100

Estimated Daily
Ridership
(plus airport users)

6,000 to 6,300

Estimated Capital
Cost (2017\$)

\$1.6 B



Hobby Airport

Alternative scenarios - BRT

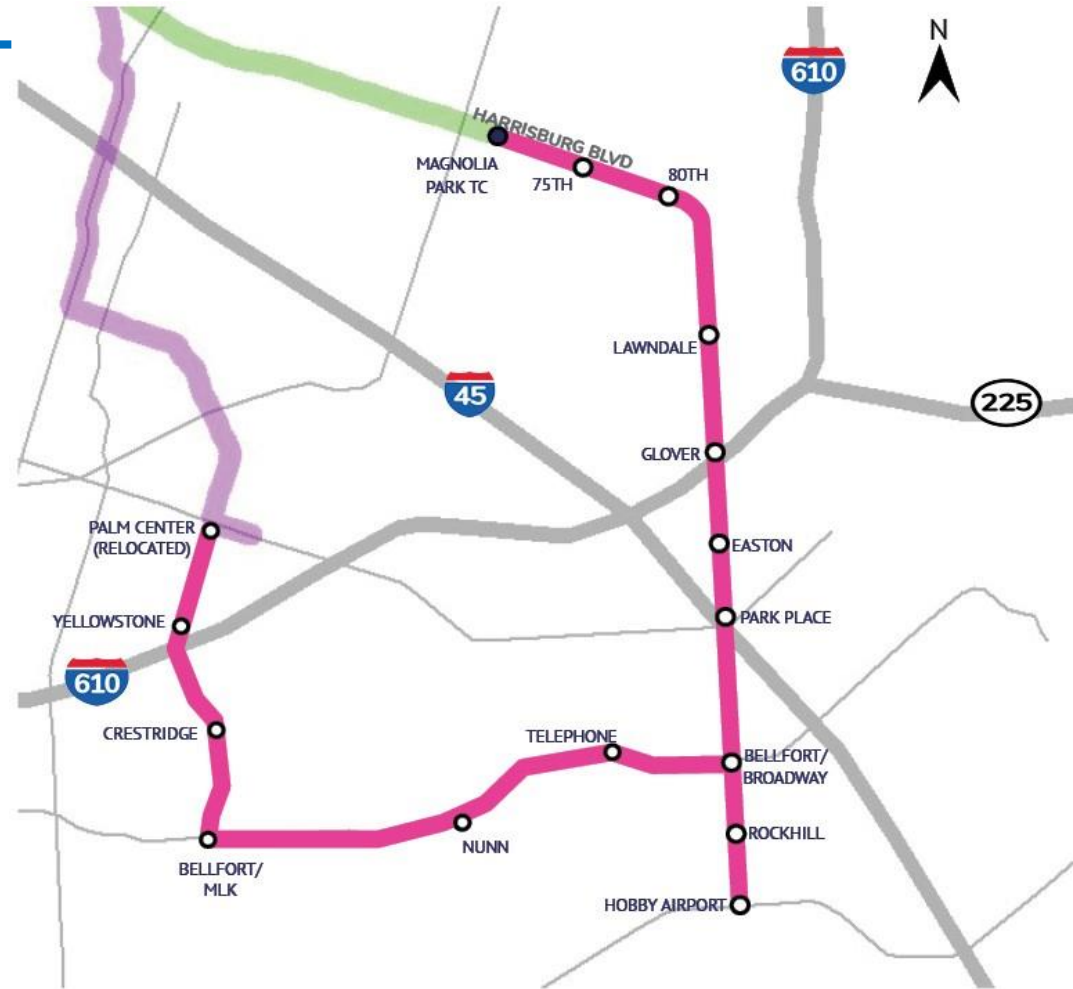
Option: BRT From Green & Purple Line Terminus Stations to Hobby Airport

Travel Time from Downtown to Hobby
Green: 51 min.
Purple: 58 min.

Estimated Daily Ridership (Model)
4,500

Estimated Daily Ridership
(plus airport users)
5,400 – 5,700

Estimated Capital Cost (2017\$)
\$903 M



PROPOSED PROJECT

BUS RAPID TRANSIT (BRT) FACILITY

EXISTING FACILITIES

EXISTING STATION

EXISTING LRT/BRT

Alignments and facilities are not shown to scale and are subject to further study.

Hobby Airport

Alternative scenarios – Summary

	Moving Forward Plan – Green and Purple Line Extensions to Hobby Airport	Green Line Only - LRT Extension to Hobby Airport	Purple Line Only - LRT Extension to Hobby Airport	Green and Purple Line LRT Extensions to Telephone/Long, Continuing as Combined Line to Hobby Airport	BRT from Downtown to Hobby Airport via Two-Way HOV on IH 45 South	BRT From Green & Purple Line Terminus Stations to Hobby Airport
<i>Travel Time from Downtown to Hobby</i>	Green: 40 min. Purple: 48 min.	40 min.	48 min.	Green: 38 min. Purple: 41 min.	29 min.	Green: 51 min. Purple: 58 min.
<i>Estimated Daily Ridership (Model)</i>	7,200 4,400 – Green 2,800 – Purple	4,600	2,800	6,600 Green: 4,600 Purple: 2,000	5,100	4,500 2,800 – Green 1,700 – Purple
<i>Estimated Daily Ridership (plus airport users)</i>	8,700 to 9,200	6,100 to 6,600	4,300 to 4,800	8,100 to 8,600	6,000 to 6,300	5,400 to 5,700
<i>Estimated Capital Cost (2017\$)</i>	\$1.8 B	\$900 M	\$881 M	\$1.06 B	\$1.6 B	\$903 M

Other comments

- Improve First/Last Mile
- Invest in Universal Accessibility
- Implement Community Connectors
- Implement operational improvements (span, frequency, weekend service)





Next steps

- › **April 2019** Summary to Board
- › **May 2019** Revise draft plan & present to Board
- › **June 2019** Final public comment period
- › **July 2019** Board adoption of final plan